

2023 annual report to the Community

Modbury Special School



Modbury Special School number: 1405

Partnership: Modbury



School principal:

Ginny Pyatt

*Ginny
Pyatt*

Date of endorsement:

19/03/2024



Context Statement

Modbury Special School caters for students from R-12. At the time of this report, the enrolment in 2023 is 184. Modbury Special School is classified as Category 5 on the Department for Education Index of Educational Disadvantage. At the time of this report, the school population includes 6% Aboriginal students, 100% students with disabilities, 7% children/young people in care. Further information about the school is available on the school's website (including its context statement), as well as the My School website.

Governing Council Report

This is my sixth report now as Chairperson and am again very proud to be able to prepare this. Thank you all for putting your faith in me in this role for a sixth year in a row.

2023 was perhaps the first time since the COVID19 pandemic that saw our community resume some normality and however I am sure that each and every one of us continues to face new challenges and learn to live in the ever-changing landscape of our new "normal".

The 2023 school year was another quite successful year for MSS and I want to acknowledge the tremendous work and effort of the staff and SSO's who without these dedicated people our school would not be as strong as it is today. MSS experienced challenging times in 2023 with staff illness and shortage playing a large role however I am very proud of the way this was handled by our leaders.

The school is always busy with lots of new programs and the development of students' wellbeing introduced. Our children experienced the most effective teaching style and lead in the way we developed the curriculum to our students, under the strong leadership of Ginny during 2023. I thank you all for making our school that extra "special".

Another milestone for MSS in 2023 was launching of the new website which I commend the school for the professional and efficient site that we have all enjoyed using no doubt! The website very much portrays the essence of our amazing school to the world.

The role of deputy principal was formalized in 2023 and I want to congratulate Meika Bradley on her appointment as deputy principal of MSS. Meika is an incredible leader and devoted to MSS and many would no doubt agree with me that she is well deserving of this appointment. I look forward to supporting Meika and Ginny in 2024.

I want to acknowledge and thank the members of the Governing Council who work tirelessly behind the scenes and attend meetings all while in a voluntary role. In particular a special thank you to Meika Bradley for preparing excellent minutes and to Linda Brown for her fantastic job as treasurer evidenced by the positive end of year budget.

A special thank you to the YMCA for their assistance with the OSHC and vacation care programs since taking over in July 2022 and I want to acknowledge all of their hard work and thank them on behalf of the MSS community. Many families are no doubt grateful for your dedication and work.

I would also like to acknowledge the fundraising committee for their continued support towards fundraising during a difficult 2023 and acknowledge their efforts with all the great new ideas and energy. Keep up the great work!

I also would like to mention the Pathway program and what has been a milestone with our older students moving into a brighter future. 2023 has seen a number move into the work force or adult programs and a wonderful graduation ceremony for those finishing school. Thank you to the team in the High school and for their dedication.

I would like to acknowledge our support staff that ensure front of house is extremely well organized and remains COVID safe and compliant. I would like to acknowledge Linda, Tracey and Sharon and the team in the office for their support displayed over the year. We greatly appreciate your dedication.

The school community acknowledges the community clubs and businesses in our area for their generosity and support during 2023 with donations and support - thank you.

It has been a great honour to be your chairperson in 2023 and I look forward to remaining on the Governing Council and to the many achievements that await our school in 2024.

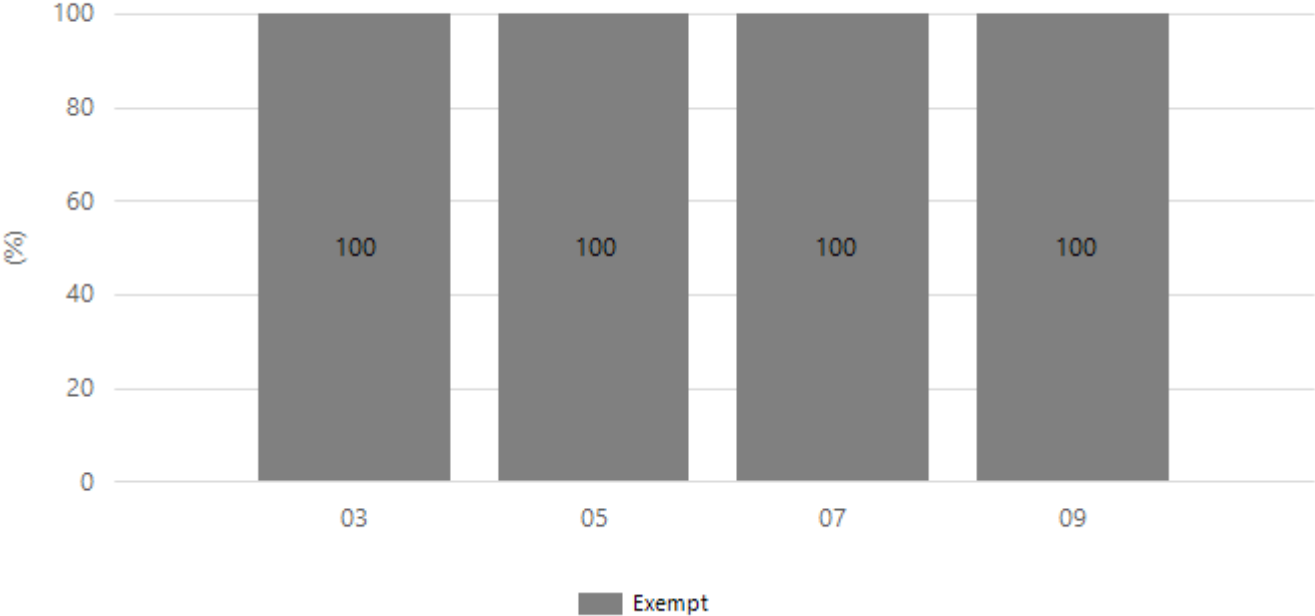
Maggie Yarak
Chairperson
Modbury Special School

Performance Summary

NAPLAN Proficiency

In 2023, the Australian Curriculum, Assessment and Reporting Authority (ACARA) - a Commonwealth Independent statutory authority - announced changes to NAPLAN performance reporting. This new way of reporting by ACARA that NAPLAN results from 2023 will not be comparable to previous years. The new approach replaces the previous numerical NAPLAN bands and the national minimum standard.

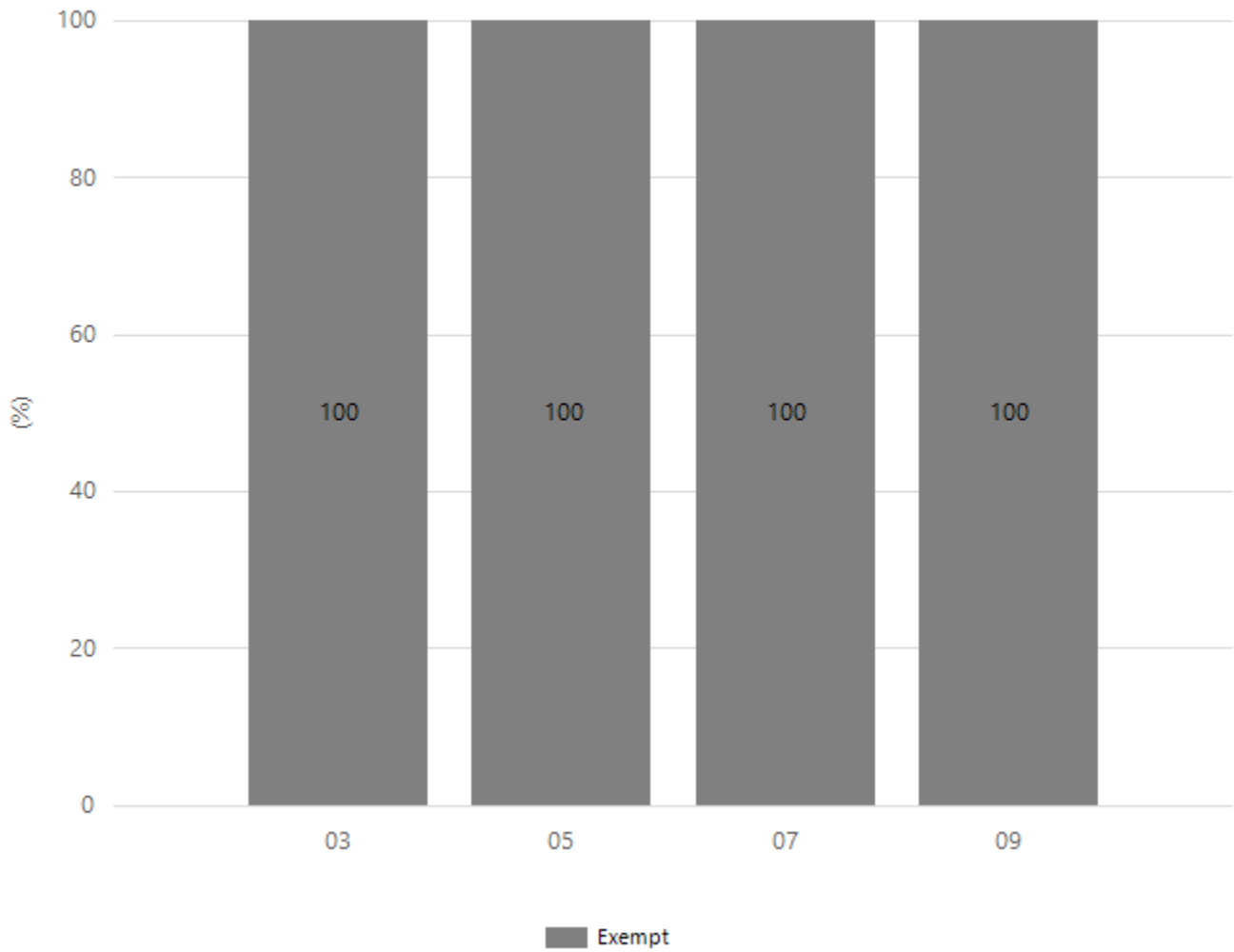
Numeracy



| Year Level | 03 | 05 | 07 | 09 |
|------------|----|----|----|----|
| Exempt | 16 | 28 | 11 | 13 |
| Total | 16 | 28 | 11 | 13 |

Data Source: Department for Education Assessment Data Holdings, 2023. When there are less than six students in a cohort, no data is supplied.

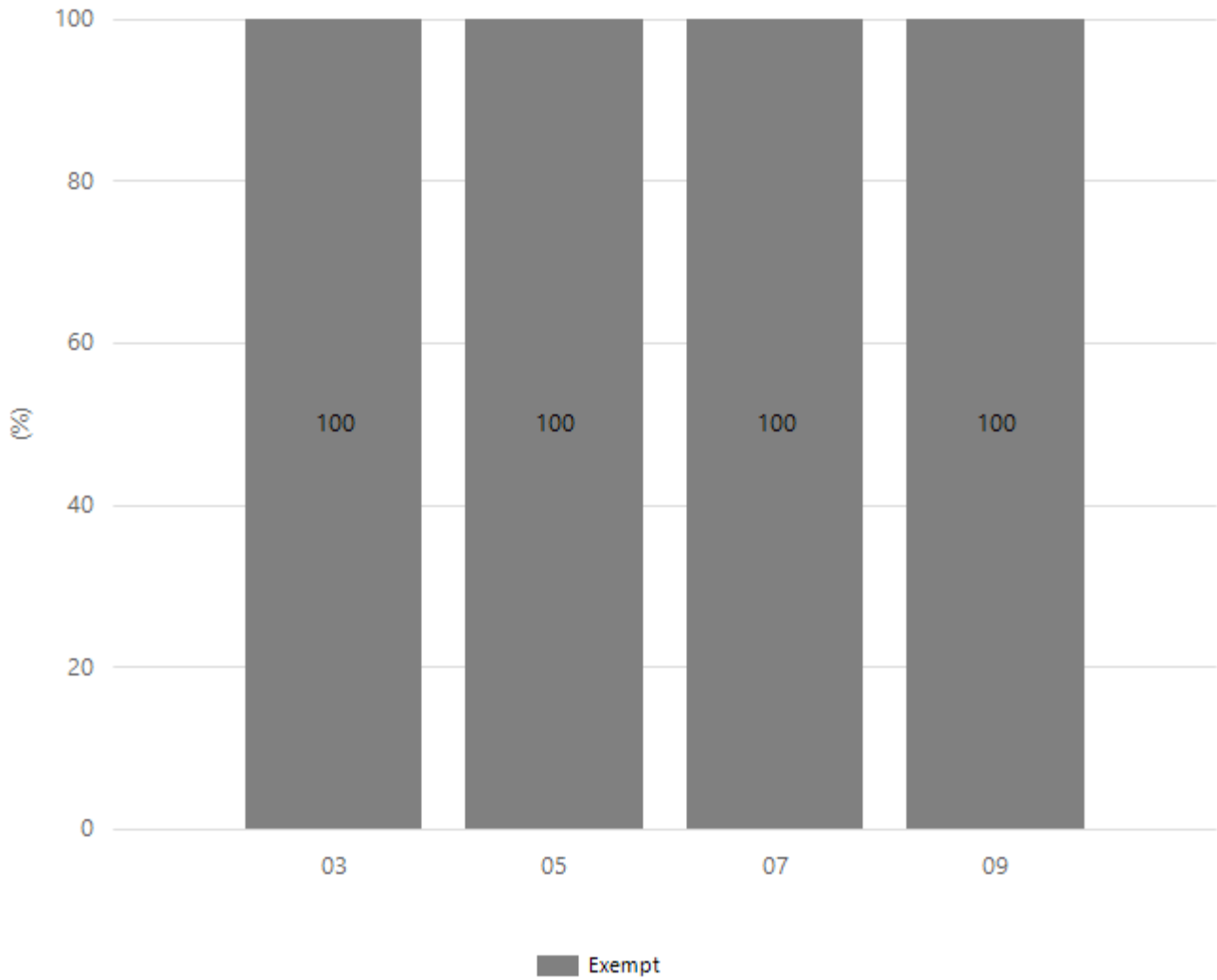
Reading



| Year Level | 03 | 05 | 07 | 09 |
|------------|----|----|----|----|
| Exempt | 16 | 28 | 11 | 13 |
| Total | 16 | 28 | 11 | 13 |

Data Source: Department for Education Assessment Data Holdings, 2023. When there are less than six students in a cohort, no data is supplied.

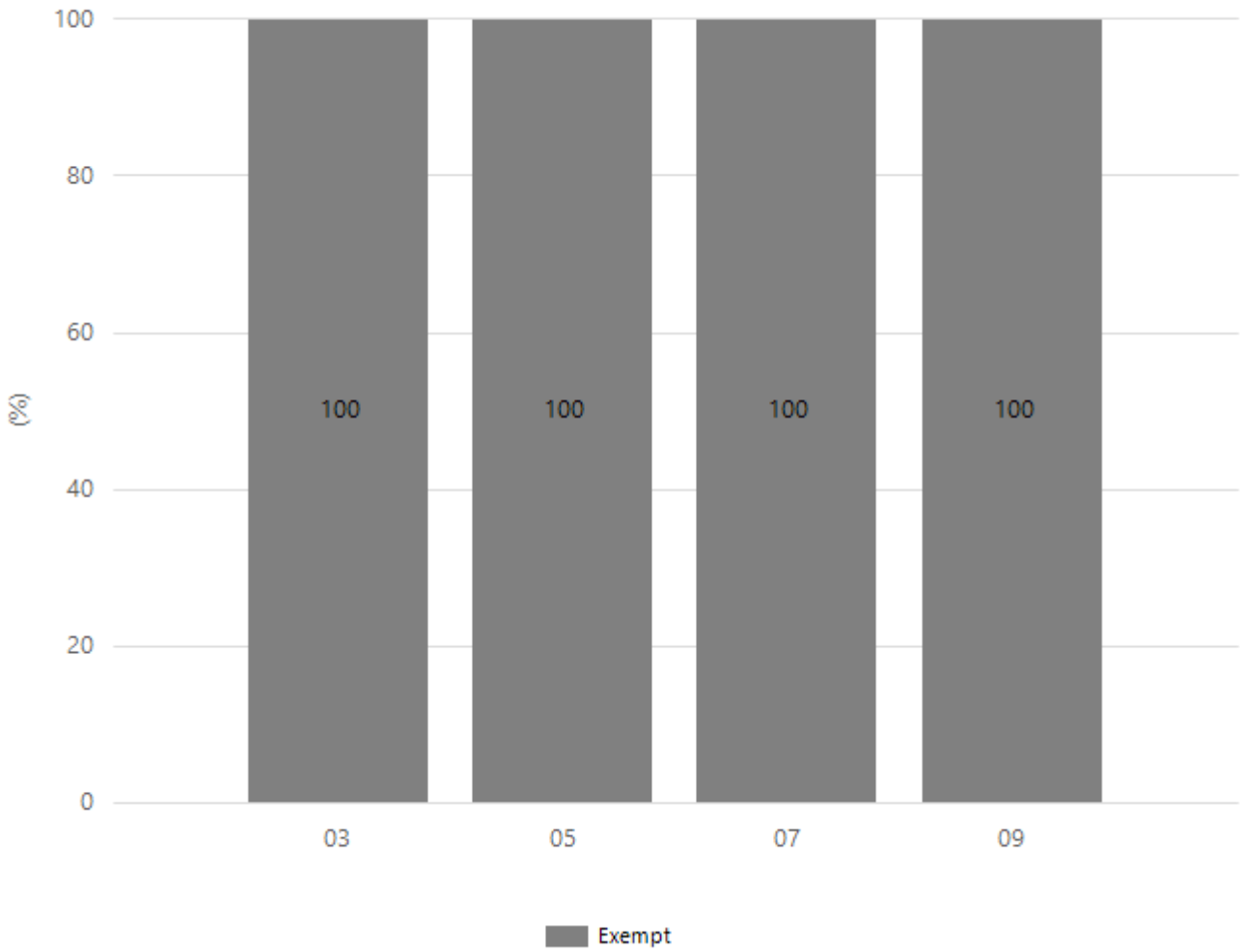
Writing



| Year Level | 03 | 05 | 07 | 09 |
|------------|----|----|----|----|
| Exempt | 16 | 28 | 11 | 13 |
| Total | 16 | 28 | 11 | 13 |

Data Source: Department for Education Assessment Data Holdings, 2023. When there are less than six students in a cohort, no data is supplied.

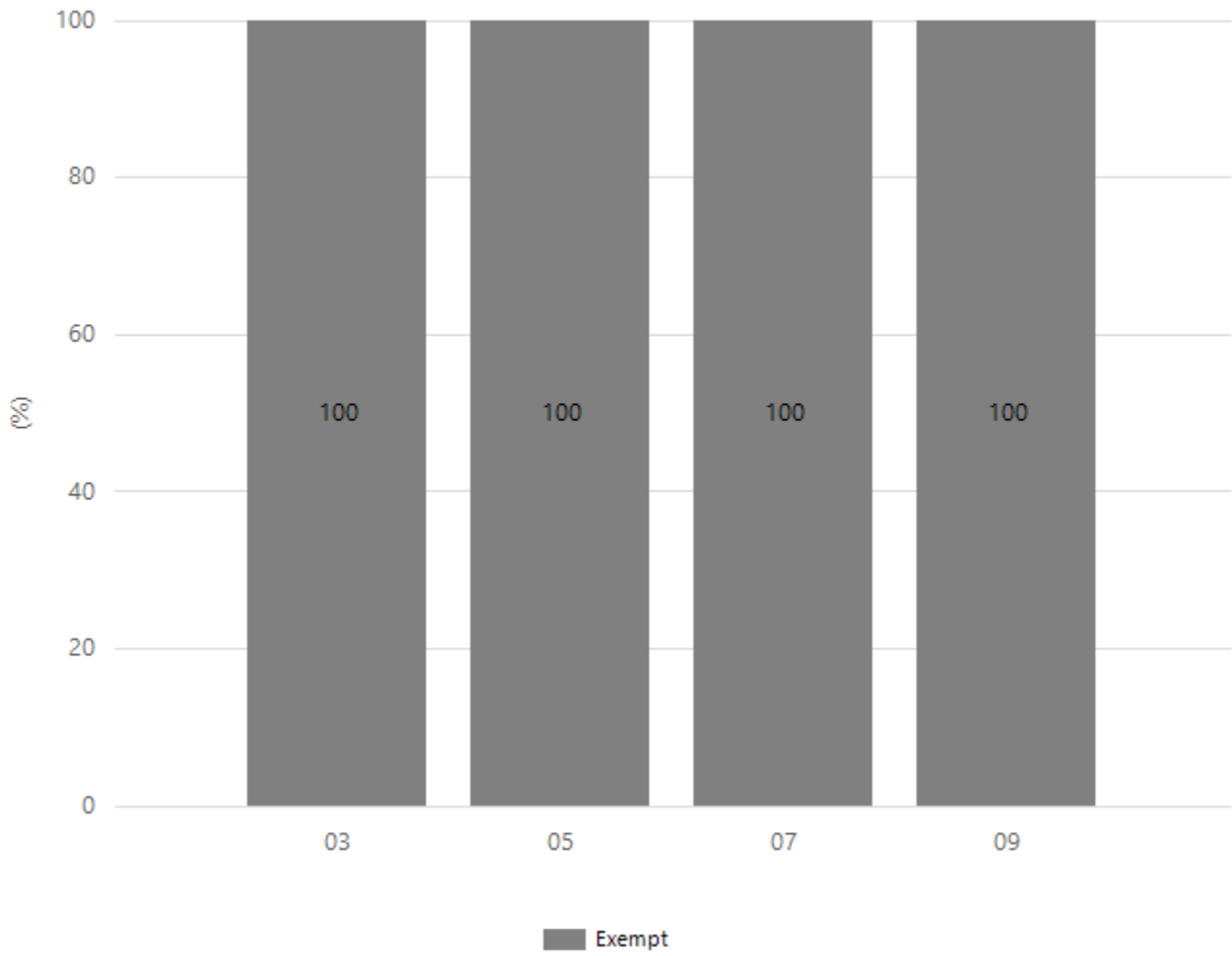
Grammar



| Year Level | 03 | 05 | 07 | 09 |
|------------|----|----|----|----|
| Exempt | 16 | 28 | 11 | 13 |
| Total | 16 | 28 | 11 | 13 |

Data Source: Department for Education Assessment Data Holdings, 2023. When there are less than six students in a cohort, no data is supplied.

Spelling

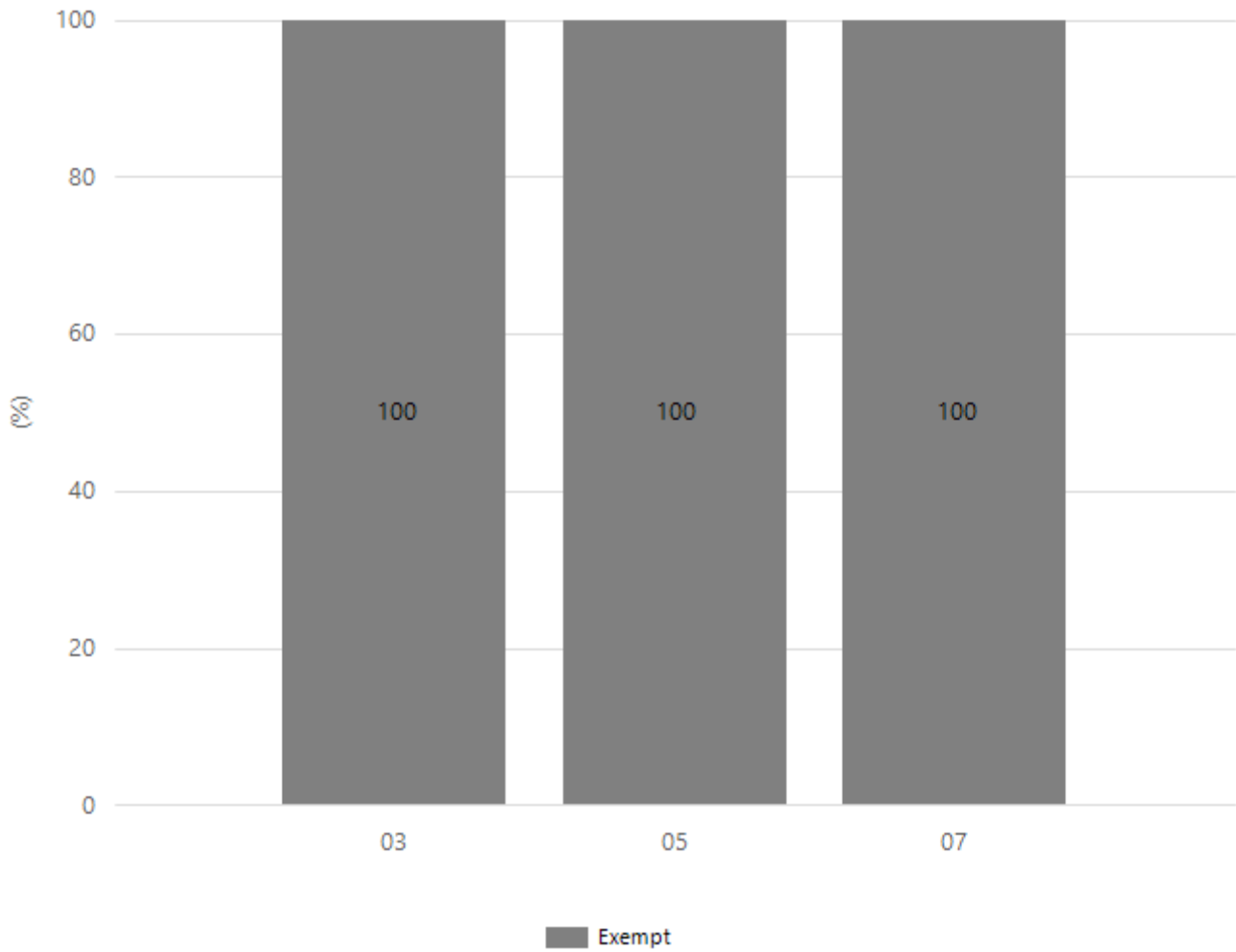


| Year Level | 03 | 05 | 07 | 09 |
|------------|----|----|----|----|
| Exempt | 16 | 28 | 11 | 13 |
| Total | 16 | 28 | 11 | 13 |

Data Source: Department for Education Assessment Data Holdings, 2023. When there are less than six students in a cohort, no data is supplied.

NAPLAN Proficiency - Aboriginal Learners

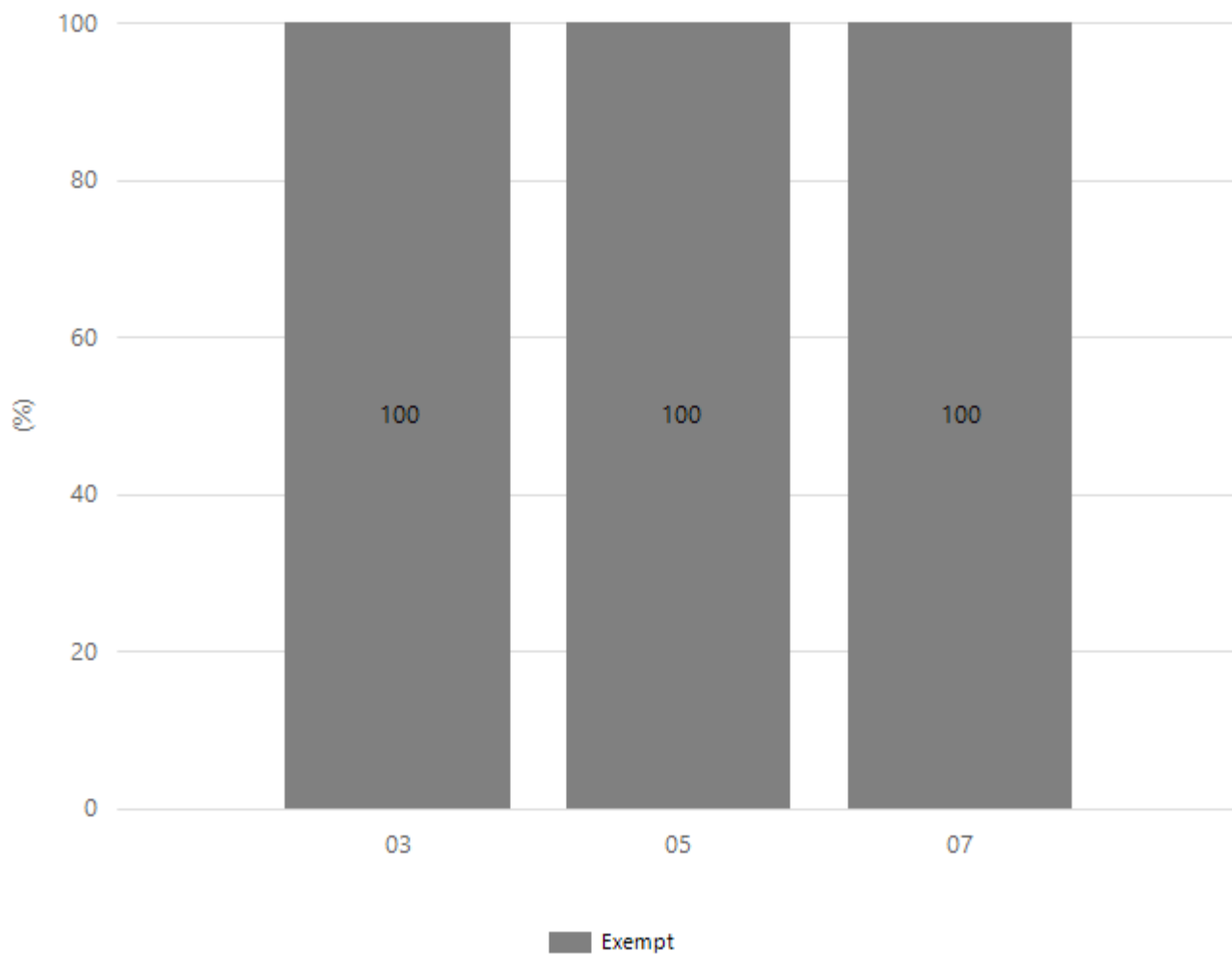
Numeracy



| Year Level | 03 | 05 | 07 |
|------------|----|----|----|
| Exempt | 3 | 4 | 1 |
| Total | 3 | 4 | 1 |

Data Source: Department for Education Assessment Data Holdings, 2023. When there are less than six students in a cohort, no data is supplied. Only data for Aboriginal learners is displayed.

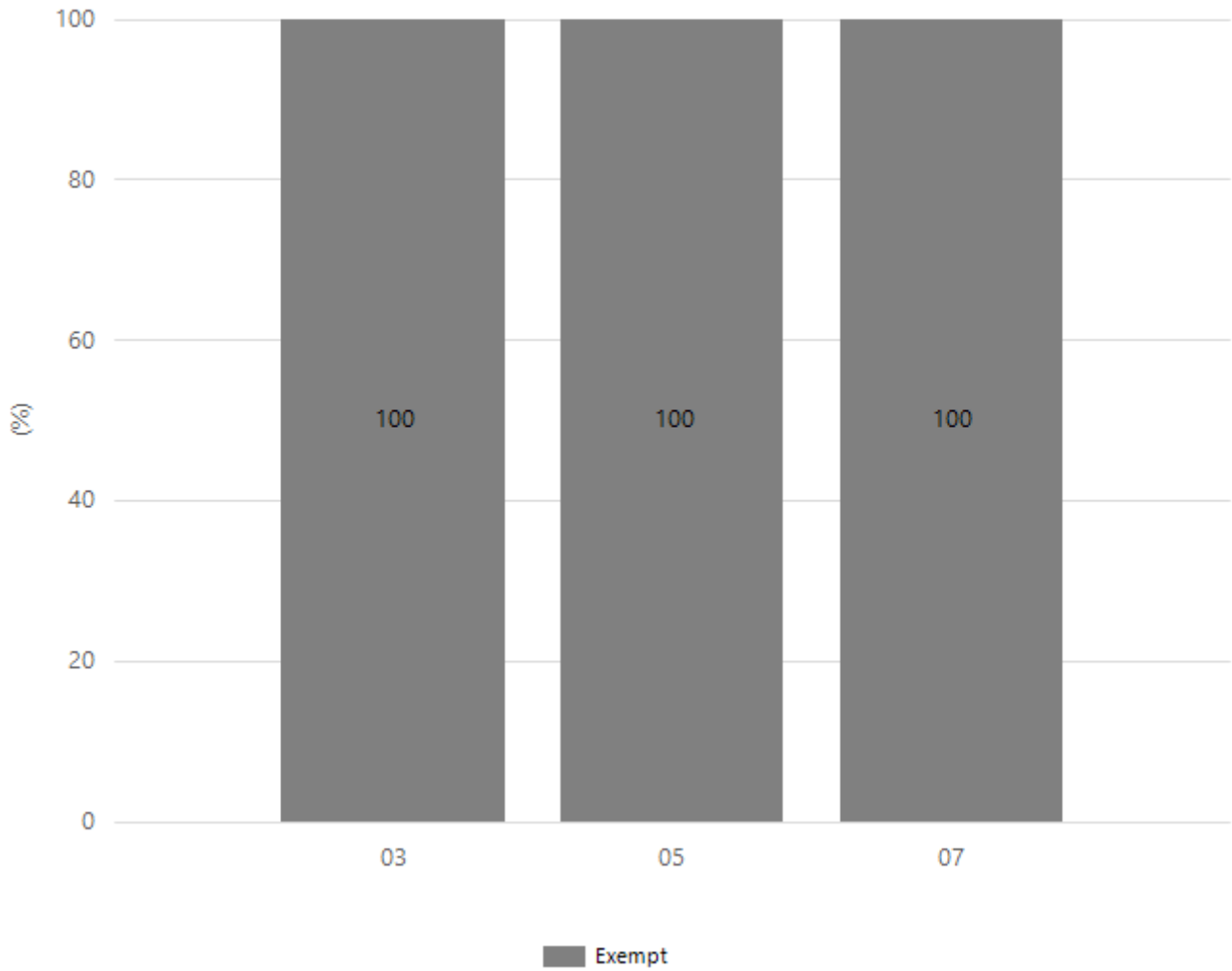
Reading



| Year Level | 03 | 05 | 07 |
|------------|----|----|----|
| Exempt | 3 | 4 | 1 |
| Total | 3 | 4 | 1 |

Data Source: Department for Education Assessment Data Holdings, 2023. When there are less than six students in a cohort, no data is supplied. Only data for Aboriginal learners is displayed.

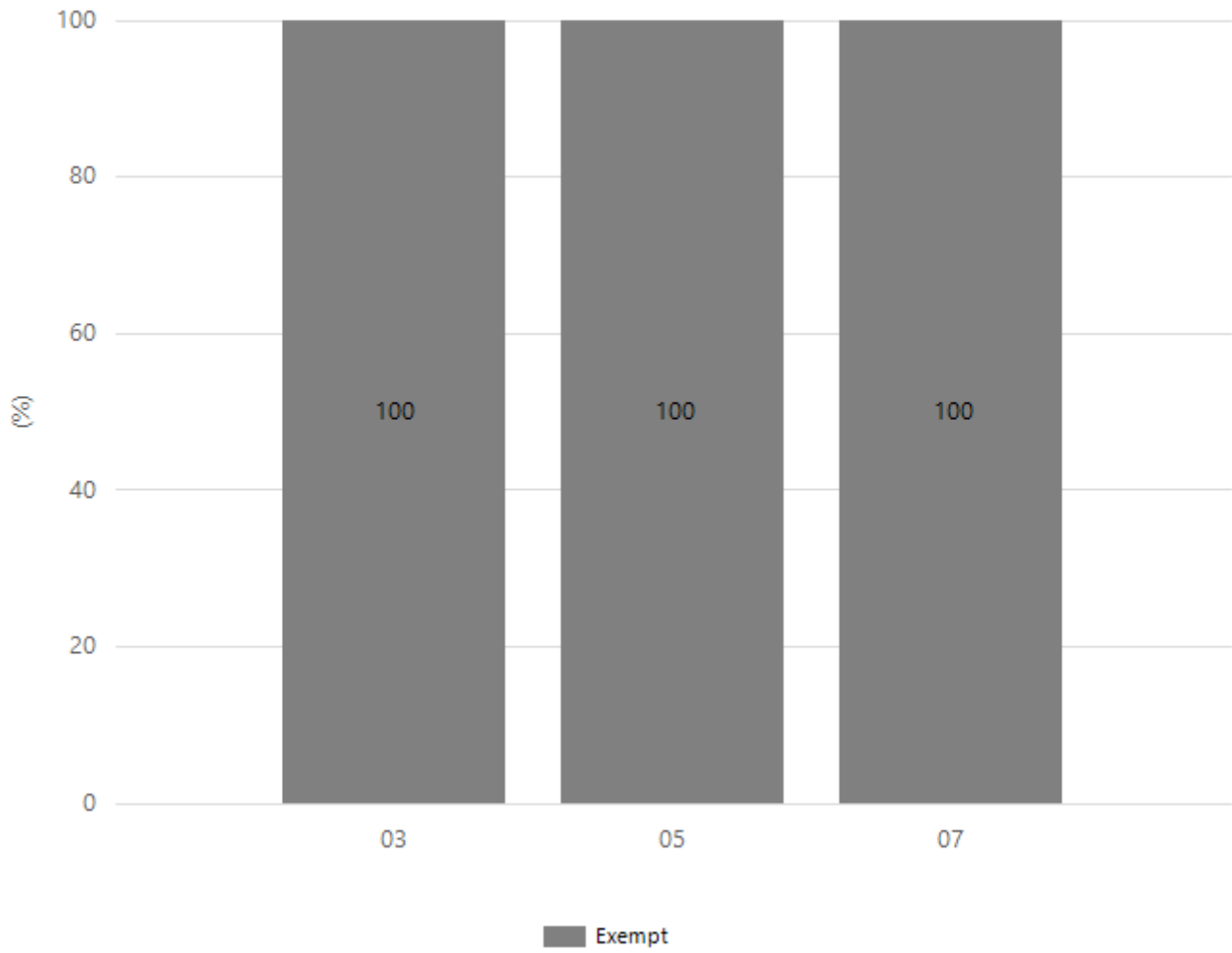
Writing



| Year Level | 03 | 05 | 07 |
|------------|----|----|----|
| Exempt | 3 | 4 | 1 |
| Total | 3 | 4 | 1 |

Data Source: Department for Education Assessment Data Holdings, 2023. When there are less than six students in a cohort, no data is supplied. Only data for Aboriginal learners is displayed.

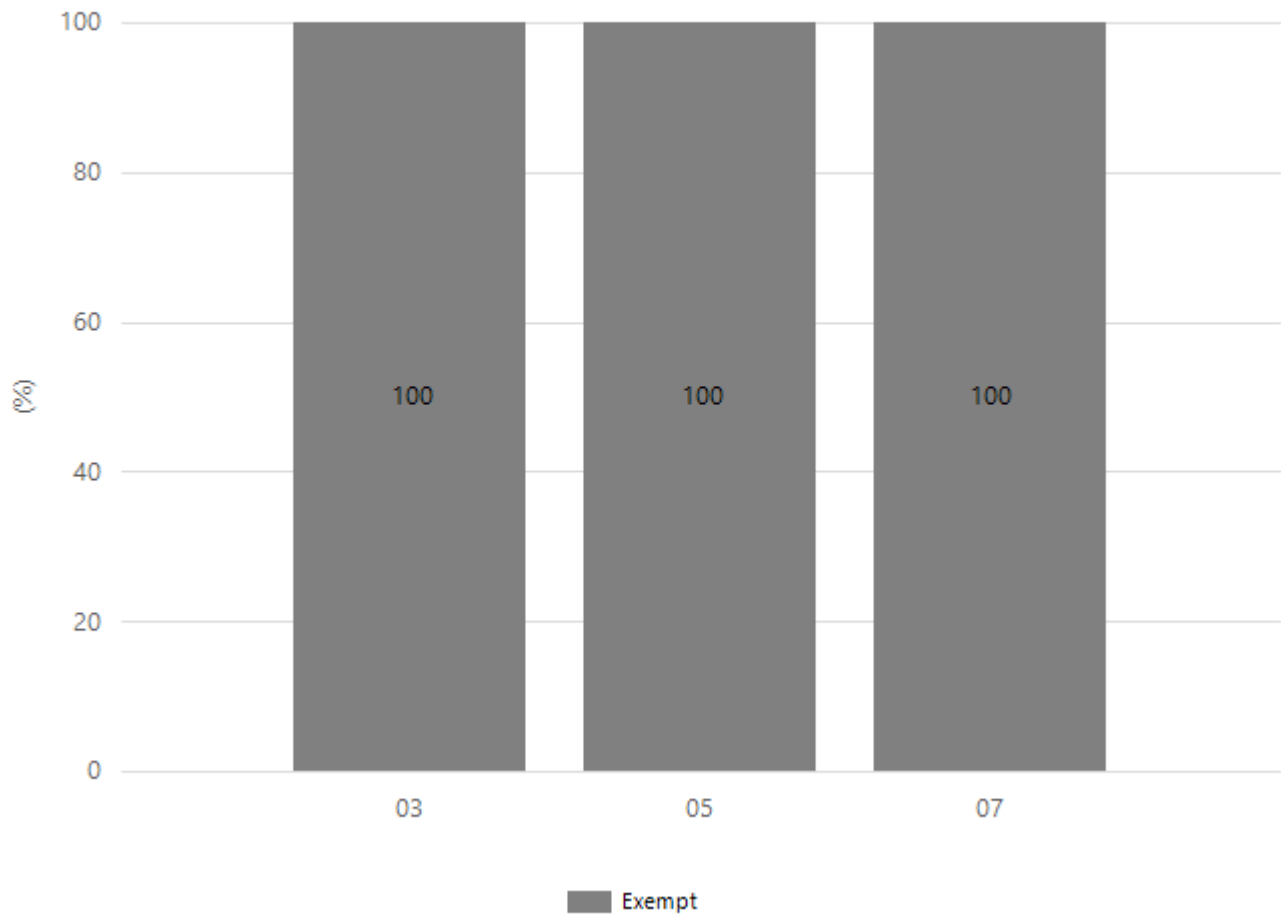
Grammar



| Year Level | 03 | 05 | 07 |
|------------|----|----|----|
| Exempt | 3 | 4 | 1 |
| Total | 3 | 4 | 1 |

Data Source: Department for Education Assessment Data Holdings, 2023. When there are less than six students in a cohort, no data is supplied. Only data for Aboriginal learners is displayed.

Spelling



| Year Level | 03 | 05 | 07 |
|------------|----|----|----|
| Exempt | 3 | 4 | 1 |
| Total | 3 | 4 | 1 |

Data Source: Department for Education Assessment Data Holdings, 2023. When there are less than six students in a cohort, no data is supplied. Only data for Aboriginal learners is displayed.

South Australian Certificate of Education - SACE

SACE Stage 2 Grades - Percentage of grades that are C- or above for attempted SACE subjects (SEA)

| |
|------|
| 2023 |
| N/A |

Data Source: SACE School Data Reports, as of February 2023 for 2020-2022. 2023 SACE results are School supplied data. When there are less than six students, no data is supplied. Due to rounding of percentages, total results may not add up to 100%.

SACE Stage 2 Grade Distribution

| Grade | 2023 |
|-------|------|
|-------|------|

Data Source: SACE School Data Reports, as of February 2023 for 2020-2022. 2023 SACE results are School supplied data. When there are less than six students, no data is supplied. Due to rounding of percentages, total results may not add up to 100%.

SACE Completion - Percentage of completers out of those students who had the potential to complete their SACE in October that year

| |
|------|
| 2023 |
| N/A |

Data Source: SACE School Data Reports, as of February 2023 for 2020-2022. 2023 SACE results are School supplied data. When there are less than six students, no data is supplied. Due to rounding of percentages, total results may not add up to 100%.

Year 12 Students undertaking Vocational or Trade Training (VET)

| | 2021 | 2022 | 2023 |
|------------------------------------------------------------------------------------------------|------|------|------|
| Percentage of Year 12 students undertaking Vocational Training or Trade Training | N/A | N/A | N/A |
| Percentage of Year 12 students attaining a Year 12 certificate or equivalent VET qualification | N/A | N/A | N/A |

Data Source: School supplied data

School Attendance

| Year Level | 2021 | 2022 | 2023 |
|-----------------|-------|-------|-------|
| Primary Other | 88.5% | 80.8% | 82.4% |
| Secondary Other | 88.5% | 79.8% | 84.2% |
| Total | 88.5% | 80.5% | 83.0% |

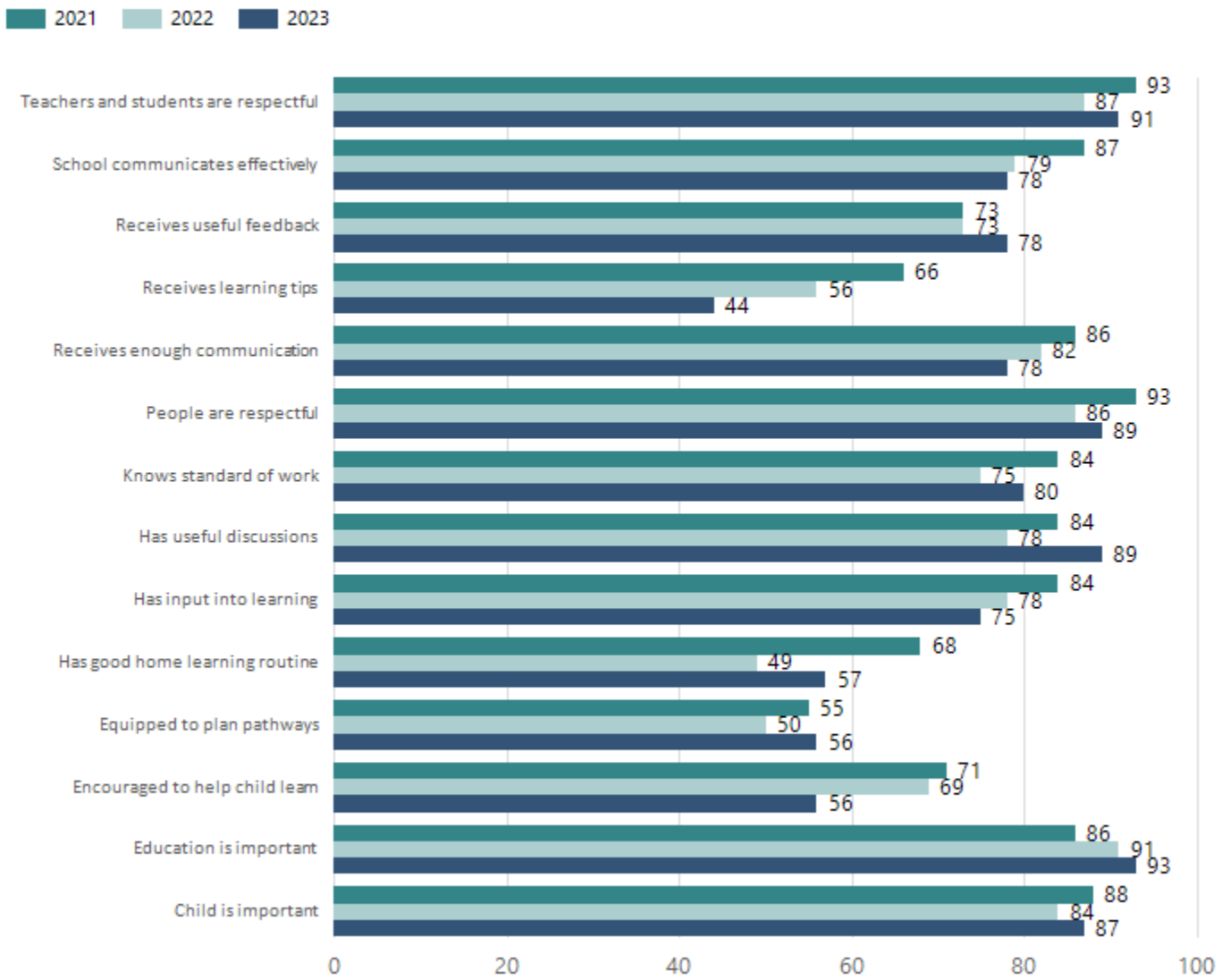
Data Source: Department for Education Attendance Data, Semester 1 Report 2023. A blank cell indicates there we no students enrolled. 'Primary Other' includes students enrolled in specialised education options. 'Secondary Other' includes students who have already spent a year at Year 12 and elected to undertake further study at Year 12.

Attendance Comment

In South Australia, all children and young people must be in school from 6 years to 16 years old. They must attend a government or non-government school full time. From age 16 to 17 however, young people must attend school or an approved learning program (such as an apprenticeship, traineeship, accredited course or university). Schools and parents must encourage and support students to come to school every day. Parents and caregivers must make sure their child is enrolled in a school, and attends school all day and everyday it is open, unless a child is sick or has an approved exemption. Teachers and leaders actively follow up when a student misses school, including recording all absences and non-attendance. All schools in South Australia have local attendance procedures governed under the Education and Children's Services Regulations 2020.

Parent Opinion Survey Results

Proportion of agree/strongly agree response(%)



Data Source: 2023 Department for Education Parent Opinions Survey, Term 3 2023.

Intended Destination

| Leave Reason | Number | % |
|------------------------------------------|--------|-------|
| QL - LEFT SA FOR QLD | 1 | 33.0% |
| TG - TRANSFERRED TO SA GOVERNMENT SCHOOL | 2 | 67.0% |

Data Source: Department for Education Destination Data Report, 2023. Data extract term 3 2023. Data shows recorded destinations for students that left the school in the previous year. Data is uploaded by schools in term 3 and may not reflect final or total figures at time of report creation.

Highest Qualifications held by the teaching workforce and workforce composition

All teachers at this school are qualified and registered with the SA Teachers Registration Board.

| Qualification Level | Number of Qualifications |
|--------------------------------|--------------------------|
| Bachelor's degrees or Diplomas | 28 |
| Postgraduate Qualifications | 12 |

Data Source: Data extracted from Mandatory Workforce Information Collections as on the last pay date of June 2023. As self-reported by staff in the system.

Please note: Data includes staff who are Actively employed and on extended paid leave. Please note only the highest qualification of the Teaching staff is reported. Excludes any number of other certifications earned.

Workforce composition including indigenous staff

| | Teaching Staff | | Non-Teaching Staff | |
|----------------------|----------------|----------------|--------------------|----------------|
| | Indigenous | Non-Indigenous | Indigenous | Non-Indigenous |
| Full-Time Equivalent | 0.0 | 36.6 | 0.0 | 37.3 |
| Persons | 0.0 | 40.0 | 0.0 | 59.0 |

Data Source: Data extracted from Mandatory Workforce Information Collection as on the last pay date of June 2023.

Please note: Data includes staff who are actively employed and on extended paid leave. "Indigenous category" is self-reported by staff in the system.

Financial Statement

| Funding Source | Amount |
|----------------------|--------------|
| Grants: State | \$7939045.76 |
| Grants: Commonwealth | \$30000.00 |
| Parent Contributions | \$52122.89 |
| Fund Raising | \$10088.35 |
| Other | |

Data Source: School supplied data.